Year 6 - Square Numbers — Lesson Guide

Step 1

$5^2 =$ ☐



First, we circle the small 2 to show that 5 is squared.

Step 2

$5^2 =$ ☐

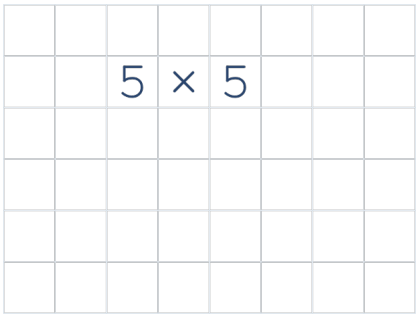

Remember: The index tells us how many copies of the base to use as factors.

Read 5^2 as 5 squared. The index is 2, so use two copies of 5 as factors. Write 5 × 5 on the next line.

Step 3

5^2 = ☐

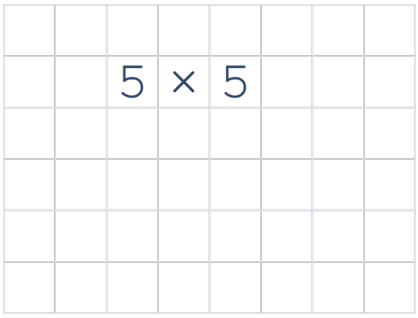

Now, we multiply 5 by 5. 5 × 5 = 25. Our square number is 25.

Step 4

5^2 = **25**

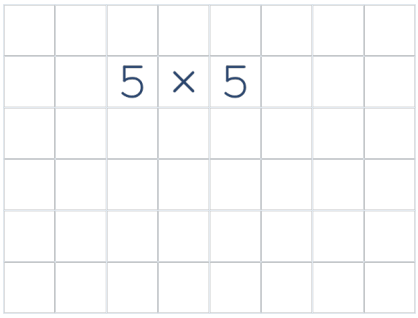

The product is 25. Copy 25 into the answer box. Make sure you copy the answer correctly.